

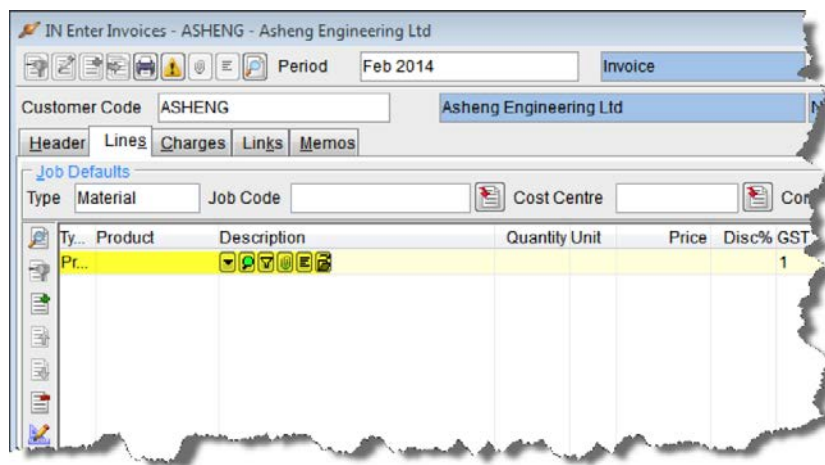
Tips & Tricks

Controlling your Lookups

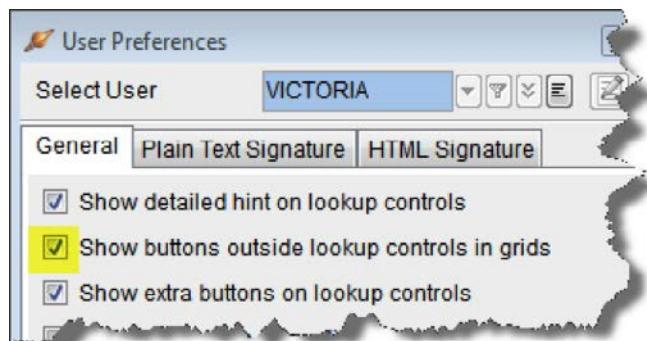
You can decide to have your lookup control buttons on the inside of lookup fields or the outside. By default they show on the outside, this change came in Release 3.6, but you can change them back if you want to.

If you would like your lookup control buttons to appear "outside" of the lookup field so you have more room to see the code you are looking up or entering...

(as shown below)



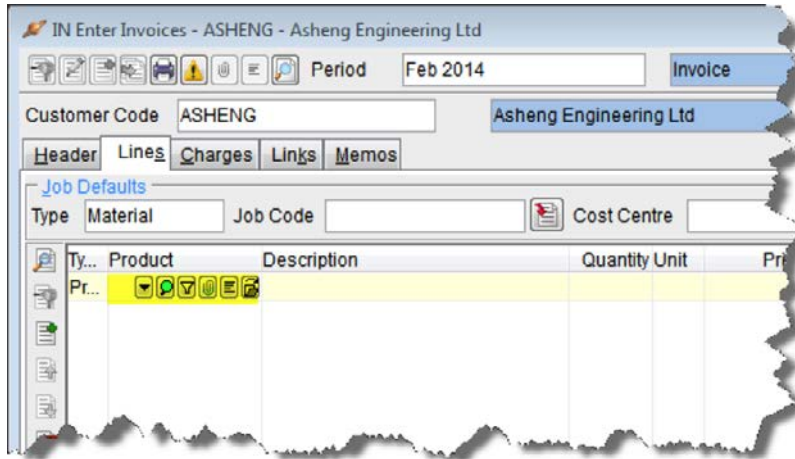
Go to Setup > Company > Users > User Preferences, press F11 or click Edit and tick Show buttons outside lookup controls in grids



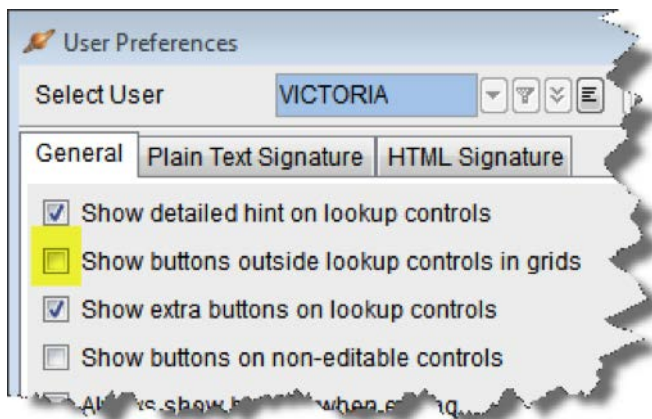
Then press Save

If you would like your lookup control buttons to appear "inside" of the lookup field so you have more room to see the next field to the right...

(as shown below)



Go to Setup > Company > Users > User Preferences, press F11 or click Edit and uncheck Show buttons outside lookup controls in grids



Then press Save